

**PT01**




**NEW**

**PRESSOSTATO BIPOLARE 1- 4 VIE DA 1/4" 4-12 BAR**

**SINGLE PHASE PRESSURE SWITCH 1 - 4 WAYS 1/4" 4-12 BAR**

Codice/Code	NOTE		
PT010001	1 Via-1Way	1	Pressostato monofase, adatto a compressori fino a 4 HP senza teleruttore, regola automaticamente il funzionamento del motore secondo i valori di taratura stabiliti da 4 a 12 BAR. 1 attacco inferiore 1/4" <i>Pressure switch singlephase, fit for compressors to 4 HP without the remote control switch, controls automatically the motor by regulating its working in the standard setting values 4-12 BAR. 1 bottom way 1/4"</i>
PT010002	4 Vie-4Ways	1	Uguale al precedente modello, permette di raccordare alla flangia con 4 fori altri accessori del compressore. 4 attacchi 1/4" <i>Similar to the previous model its 4 ways aluminium support to be used as instrument holder of the compressor. 4 ways 1/4"</i>

**PT02**



**NEW**

**PRESSOSTATO TRIPOLARE 1- 4 VIE DA 1/4" 4-12 BAR**

**THREE PHASE PRESSURE SWITCH 1 - 4 WAYS 1/4" 4-12 BAR**

Codice/Code	NOTE		
PT020001	1 Via-1Way	1	Simile al mod. MONOFASE, ma trifase. 1 attacco inferiore 1/4"
PT020002	4 Vie-4Ways	1	<i>Similar to the mod. SINGLEPHASE but three-phase. 4 ways 1/4"</i>

**PT03**



**NEW**

**TELEPRESSOSTATO 1- 4 VIE DA 1/4" 4-12 BAR**

**TELE-PRESSURE SWITCH 1- 4 WAYS 1/4" 4-12 BAR**

Codice/Code	NOTE		
PT030001	1 VIA 1 WAY 2,5-4A 1,5-2HP	1	Combinazione di pressostato + salvamotore che permette un rapido assemblaggio sulle macchine senza cassette separate, saldatura di flange e doppi raccordi di fili elettrici. Viene fornito nelle cinque tarature descritte A lato. 1 o 4 attacchi 1/4"  <i>This tele-pressure switch, with its combinations of pressure switch and overload cutout, allows for a quick mounting on machines, thus eliminating the need for separate cassettes, flange weldings and double Y connections of electrical wires. The tele-pressure switch can be supplied in five ranges of amperometric settings as left side specification. 1 or 4 ways 1/4"</i>
PT030002	4 VIE 4 WAYS 2,5-4A 1,5-2HP	1	
PT030003	1 VIA 1 WAY 4-6,3A 3HP	1	
PT030004	4 VIE 4 WAYS 4-6,3A 3HP	1	
PT030005	1 VIA 1 WAY 6,3-10A 4-5,5HP	1	
PT030006	4 VIE 4 WAYS 6,3-10A 4-5,5HP	1	
PT030007	1 VIA 1 WAY 9-14A 7,5HP	1	
PT030008	4 VIE 4 WAYS 9-14A 7,5HP	1	
PT030009	1 VIA 1 WAY 13-18A 10HP	1	
PT030010	4 VIE 4 WAYS 13-18A 10HP	1	


## PT04



NEW

### PRESSOSTATO BIPOLORE CON SALVAMOTORE TERMICO 1- 4 VIE DA 1/4"

#### SINGLE PHASE PRESSURE SWITCH OVERCURRENT CIRCUIT BREAKER 1 - 4 WAYS 1/4"

Codice/Code	NOTE		
PT040001	1 VIA 1 WAY 8A	1	Pressostato monofase con salvamotore termico (da 2 a 20A di 1 in 1). Pressione min 4 Bar, max 12 Bar. Differenziale d'intervento fisso 2 Bar, regolabile 2,5 Bar. 1 o 4 attacchi 1/4"
PT040002	4 VIE 4 WAYS 8A	1	
PT040003	1 VIA 1 WAY 10A	1	
PT040004	4 VIE 4 WAYS 10A	1	
PT040005	1 VIA 1 WAY 12A	1	
PT040006	4 VIE 4 WAYS 12A	1	

*Single pressure switch with overcurrent circuit breaker (from 2 to 20A, one by one). Min pressure 4 Bar, max 12 Bar. Pressure range standard 2 Bar fixed, adjustable 2,5 Bar. 1 or 4 ways 1/4"*


## PT05



NEW

### PRESSOSTATO TRIPOLARE CON SALVAMOTORE TERMICO 1- 4 VIE DA 1/4"

#### THREE PHASE PRESSURE SWITCH OVERCURRENT CIRCUIT BREAKER 1 - 4 WAYS 1/4"

Codice/Code	NOTE		
PT050001	1 VIA 1 WAY 2,5-4A	1	Simile al modello monofase con salvamotore, ma trifase. Pressione min 2,5 Bar, max 12 Bar. Differenziale d'intervento regolabile Min 1,5 Bar, max 3,2 Bar. 1 o 4 attacchi 1/4"
PT050002	4 VIE 4 WAYS 2,5-4A	1	
PT050003	1 VIA 1 WAY 4-6,3A	1	
PT050004	4 VIE 4 WAYS 4-6,3A	1	
PT050005	1 VIA 1 WAY 6,3-10A	1	
PT050006	4 VIE 4 WAYS 6,3-10A	1	
PT050007	1 VIA 1 WAY 10-16A	1	Similar to the model singlephase with over current circuit breaker, but threephase. Min pressure 1,5 Bar, max 3,2Bar. Pressure range adjustable min 1,5 Bar, max 3,2 Bar. 1 or 4 ways 1/4"
PT050008	4 VIE 4 WAYS 10-16A	1	
PT050009	1 VIA 1 WAY 13-18A	1	
PT050010	4 VIE 4 WAYS 13-18A	1	